

[Download](#)





















AutoCAD Crack Keygen Free Download [Mac/Win]

After its first version of AutoCAD, AutoCAD LT, was released in 1992, it was the first application of its kind to use "generic" or "glue code", an advanced technology that allowed large (dynamically-sized) 3D data blocks to be modeled with one block. AutoCAD LT was also the first to use solid modeling. AutoCAD LT is available as a mobile app and desktop app for Android, iOS, and macOS. In 1994, AutoCAD was first released on the Apple Macintosh platform. Later versions of AutoCAD were also released for the Windows, Linux, and UNIX platforms. An early version of AutoCAD ran on the "new" SPARC architecture, but it was not released to the general public until the introduction of the Mac OS X operating system in 2001. AutoCAD 2009, AutoCAD 2010, and AutoCAD 2011 were released for Windows XP and Windows Vista, and AutoCAD 2013 was released for Windows 7 and 8. AutoCAD 2012 was the last version released for Windows XP. AutoCAD is able to read and write the most common DWG (Design Web Format) file format from which most other CAD file formats are derived. AutoCAD is also able to read and write the native native-AutoCAD file format (also known as native native DWG). AutoCAD and AutoCAD LT are open source under the Common Public License. AutoCAD R15 AutoCAD R16 AutoCAD R17 AutoCAD LT AutoCAD 2010 AutoCAD 2011 AutoCAD 2012 AutoCAD 2013 AutoCAD 2014 AutoCAD 2015 AutoCAD 2016 AutoCAD LT 2019 AutoCAD 2020 AutoCAD LT for AutoCAD AutoCAD LT for AutoCAD LT AutoCAD LT for AutoCAD LT for Mac AutoCAD LT for AutoCAD LT for the Web AutoCAD LT for AutoCAD LT Mobile AutoCAD LT for AutoCAD LT for the Web AutoCAD LT for the Web AutoCAD LT for Mac AutoCAD LT for Windows AutoCAD LT for Windows 10 AutoCAD LT for Windows 10 Mobile AutoC

AutoCAD

is known as AutoCAD Architecture 2010 and is used to view and modify building structures in AutoCAD. AutoCAD Architecture 2010 uses the same technology as AutoCAD LT 2010 Architectural Edition, which is an AutoCAD based cross-platform program capable of performing in architectural drafting. CAD Manager for AutoCAD The Autodesk CAD Manager (formerly AutoCAD Manager) is a product included with AutoCAD that allows users to access files and other related items on a network. The software allows a user to open, create, save, publish, view, find and synchronize drawings and other objects. Web Site Traffic-based Release Model AutoCAD is available for Microsoft Windows, macOS, iOS, and Android. Licensing There are three different types of licenses available for AutoCAD. The first of which is OEM or OEM/Educational. This type of license is suited to a business that is installing AutoCAD on a computer for the purpose of CAD drafting. The second is a Customer or Authorized Installed License (AIL), which is suited for the installation and use of AutoCAD by individuals or small businesses on their own machine. The third is a user subscription license, which allows a user to use AutoCAD for a specific number of days or months. For example, "Monthly Subscription" allows a user to use AutoCAD for a set number of days each month, whereas "Weekly Subscription" allows a user to use AutoCAD for a number of days each week, or "Monthly Subscription" allows a user to use AutoCAD for a number of months. The 'Authorized Installed License' will allow you to install AutoCAD and use it on an unlimited number of workstations (the only limitation is that the AutoCAD data files must be installed in a single location). The 'Customer' License allows you to install AutoCAD on one or more workstations at a single location and allow that computer to use AutoCAD without a serial number. The 'Monthly Subscription' license allows unlimited use of AutoCAD on one or more computers at a single location, for a single user. AutoCAD updates are free for all licensed AutoCAD users. One of the most notable developments in the AutoCAD industry in the last few years has been the creation of a subscription-based release model, where a user a1d647c40b

AutoCAD Crack+ With License Code

Press Ctrl+L then select the group **Main** from the list. Click on **Change Layout**. If it is not set for the group **Main**, change it to **Main**.  Select **Home**  Select **Import**  Select **Project**  Select **File**  Select **Import 3D CAD**  Select **Import 3D CAD**  Select **More**  Select **Select Objects**  Select **Import**  Select **Import 2D CAD**  Select **Import 2D CAD**  Select **Import Map**  Select **Import Map**  Select **Open**  Select **Import Map**  Select **Import Map**  Select **Export Model**  Select **Export Model**  Select **Export** 

What's New In AutoCAD?

The new import/markup tool can now mark objects that are not marked as outlines in your drawings, such as dimension marks, or other objects in your drawings. Hand-drawn edits and annotations are now supported, so you can use arrows, freehand drawing, or your own typeface. Hand-drawn annotations are also supported to convey text or to convey sheet materials. The in-drawing text panel allows you to apply and export hand-drawn annotation to PDF, PDF/X, or a PNG format image. (video: 2:30 min.) New tooltips and improved documentation. AutoCAD 2023 is packed with even more functionality, and more accessible. We've added new tools to help you work faster, draw better, and make more accurate 2D and 3D drawings. Two new text fonts are included with AutoCAD 2023—Sans Serif and Roman. You can use these fonts for hand-drawn annotations, sheet material names, and text for object labels and blocks. When you send drawings to customers, AutoCAD 2023 can export the text font to EPS files or SVG images. This makes it easier for customers to edit the drawings or to use your exported files in other programs.

- In the Drawing window, click the WordArt button on the Home tab.
- In the WordArt tool palette, choose the font you want to use.
- Click the dialog box launcher on the right side of the drawing area.
- Click Export Font to save the font in EPS, SVG, or TTF format. When you export the drawing, you can choose to include the bounding boxes, so your drawing can look professional. You can also turn off bounds on the Export tab of the ribbon. In AutoCAD 2023, you can export the text font and include bounding boxes. You can now use the new functionality of the Send To and Email commands to send drawings to email and through emailing applications.
- Use the Send To command on the File menu to email drawings.
- Click Send To and then choose Send To from the ribbon.
- Use the email command on the ribbon to send drawings to email.
- Use the new Email and Attach option to attach drawings to email.
- Use the Send By Email command on the ribbon to send drawings through email. The

System Requirements For AutoCAD:

Minimum: OS: Windows 7/8/8.1/10 (64-bit only) Processor: Intel Core i3-550 / AMD Athlon II X4 645 Memory: 2 GB RAM Graphics: NVIDIA GTX 660/AMD Radeon HD 7850 DirectX: Version 11 Network: Broadband Internet connection Storage: 4 GB available space Additional Notes: After downloading and installing the game, you will be presented with the choice to install on both an internal drive and an external drive